

REUSI DAT TON: THE THAI HERMIT'S EXERCISES

WELLS, DAVID*

ABSTRACT

Reusi Dat Ton (RDT) is a little known aspect of traditional Thai culture. It consists of breathing exercises, self-massage, dynamic exercises, poses, mantras, visualization and meditation. It is the foundation of Traditional Thai Massage and uses some of the same techniques also found in Indian Hatha Yoga and Tibetan Yoga Traditions. Depictions of RDT techniques can be seen in traditional artwork in various locations in Thailand. Traditional RDT manuscripts contain illustrations and descriptions of some of the techniques and go on to list over 60 different ailments (some using Sanskrit Ayurvedic Medical terminology), which can be remedied by RDT practices. Over 200 different RDT techniques have been identified as having similar counterparts in Indian Hatha Yoga. Today RDT is in danger of becoming diluted and distorted as most teachers and students lack access to primary sources such as original manuscripts or actual Reusis (Thai Yogis). Future work could include documenting for posterity all aspects of this ancient tradition as well as investigating the numerous therapeutic benefits ascribed to its practice.

Key Words: *Non-Indian Yoga Traditions, Thai Massage, Yogic Art, Yoga Therapy*

Introduction

Reusi Dat Ton is traditional Thai healing and culture. It mainly consists of breathing exercises, self massage, acupressure, dynamic exercises, poses, mantras, visualization and meditation which brings it very near to the Haṭhayogic practices. In the present study a detailed description of Reusi Dat Ton has been presented along with the relevant photographs so that a striking similarity can be seen in these two practices. It is difficult to determine who has obliged whom but these practices are available in two different countries with two different objectives. Famous Hathayoga Text 'Hathapradipika' declares the sole purpose of the practice of Hathayoga is to attain Rajayoga (Hathapradipika Ch. I / Verse 1). The concept of Rajayoga has been further equated with the concept of Samadhi (Haṭhapradīpikā Ch. IV / Verse 3). Āsana which forms a limb of Haṭhayoga can not be separated from this objective of Haṭhayoga. However, Reusi Dat Ton, unlike Haṭhayoga, is primarily associated with the therapeutical purpose. Since we find a therapeutic Purpose in built in haṭhayogic practices also and that is why a study of Reusi Dat Ton has been

* ERYT, CAS

presented here in order to open up further scope of study of these two different trans cultural traditions having unique and surprising similarity.

What is Reusi dat Ton

Reusi Dat Ton is a little known aspect of traditional Thai healing and culture. It consists of breathing exercises, self-massage, acupuncture, dynamic exercises, poses, mantras, visualization and meditation.

“Reusi” in Thai, from the Sanskrit *R̥ṣi*, is an Ascetic Yogi or Hermit. “Dat” means to stretch, adjust or train. “Ton” is a classifier used for a Reusi and also means oneself. So “Reusi Dat Ton” means the Hermit’s or Yogi’s self-stretching or self-adjusting exercises. Reusis were also known as “Jaṭila,” *Yogī*,” and “Chee Prai.” The Reusis were custodians and practitioners of various ancient arts and sciences such as: tantra, yoga, natural medicine, alchemy, music, mathematics, astrology, palmistry, etc. They have counterparts in many ancient cultures, such as: the Siddhas of India, the *Yogīs* of Nepal and Tibet, the Immortals of China, the Vijjadharas of Burma and the Cambodian Eysey (from the Pali word for Reusi, *Isi*)



Indian Siddha



Tibetan Yogī



Cambodian Eysey



Thai Reusi


There are different Reusi traditions within Thailand. There is a Southern Thai/Malay Tradition, a Northeastern Thai/Lao Tradition, a Central Thai/Khmer Tradition and a Northern Thai/Burmese/Tibetan Tradition. In Thailand, there are Reusis as far South as Kanchanaburi Province who follow the Northern Thai/Burmese/Tibetan Reusi Tradition.

A typical Reusi Dat Ton program would begin with breathing exercises and self-massage, followed by dynamic exercises and poses (some of which involve self acupressure) and finish with visualization, mantras and meditation. The exercises and poses of Reusi Dat Ton range from simple stretches which almost anyone could do, to very advanced poses which could take many years to master.

Some of the Reusi Dat Ton techniques are similar to or nearly identical to some techniques in the Tibetan Yoga Systems; which themselves include aspects of Indian Haṭha Yoga as well as indigenous Tibetan Bon techniques that date back many thousands of years. For example; some of the self massage techniques, exercises, poses, neuromuscular locks (*bandhas* in Sanskrit,) breathing patterns, ratios, visualizations and the way in which male and female practitioners would practice the same technique differently are almost identical. It is possible that Reusi Dat Ton and some of the Tibetan Yoga Systems are derived from a common source, which Ṛṣis brought with them as they moved down the Himalayan foothills into Southeast Asia. There are also techniques of Reusi Dat Ton that are quite unique and may have been indigenous to Southeast Asia and were later assimilated into what became the Reusi Dat Ton System in Thailand.

Foundations of Traditional Thai Massage

According to Śuklavastra Yogī “The foundation and key to Traditional Thai massage is Reusi Dat Ton. Ancient Reusis, through their own experimentation and experience, developed their understanding of the various bodies (physical, energetic and psychic, etc.) They discovered the postures, channels, points, the winds and wind gates within themselves. Later it was realized that these techniques could be adapted and applied to others for their healing benefit, which is how Thai massage was developed. So, in order to really understand Thai massage, as a practitioner, one should have a foundation in Reusi Dat Ton and be able to experience it within oneself and then apply it to others. It is not only the roots of Thai massage but it also unlocks the method for treating oneself and maintaining one's own health.” (Śuklavastra Yogī)



Traditional Thai Massage Charts at Wat Po, Bangkok

It is also interesting to note that there are similarities between certain Thai massage techniques and some of the Indian Hatha Yoga therapeutic warming up exercises (the *Pawanamuktāsana* or wind liberating and energy freeing techniques.) There is even an advanced Haṭha Yoga pose, *pūrṇa Matsyendrāsana*, which compresses the femoral artery and produces the same effect as “opening the wind gate” in Thai massage. (Saraswati)

Reusi Dat Ton in Traditional Art


In Northeast Thailand, in Buriram province atop an extinct volcano sits the Ancient Khmer temple of Prasat Phnom Rung. Built between 900 and 1200AD, this temple is dedicated to the Hindu God Shiva. The pediment over the eastern doorway features a sculpture of an avatar of Śiva in the form of Yogadakṣiṇāmūrti. According to the Department of Fine Arts “Yogadakṣiṇāmūrti means Śiva in the form of the supreme ascetic, the one who gives and maintains wisdom, perception, concentration, asceticism, philosophy, music and the ability to heal disease with sacred chants.” Here “Śiva is dressed as a hermit with crowned headdress holding a rosary in his right hand, seated in the *lalitāsana* position...surrounded by followers. There are figures below him that...represent the sick and wounded.” (Department of Fine Arts). All over the temple one can see additional carvings of Reusis engaged in various activities. In one carving of the “Five Yogis” (or Reusis) the central figure is the God Śiva in his incarnation as Nagulīśa, the founder of the Pāśupata sect of Śivaite Hinduism. The four yogis on his sides are followers of this Pāśupata sect, which is still active today in Nepal.



Prasat Phnom Rung



Yogadakṣiṇāmūrti




Pāśupata Temple, Nepal

In 1767, invading Burmese armies destroyed the old Thai capital of Ayutthaya. Soon after his coronation in 1782, the Thai King Rama I established a new capital in what is today Bangkok. He initiated a project to revive the Thai culture after the disaster of Ayutthaya. An old temple Wat Potharam, (popularly known as “Wat Po,”) was chosen to become the site of a new Royal temple and formally renamed Wat Phra Chetuphon. Beginning in 1789, a renovation and expansion project was begun on the temple. King Rama I also initiated a program to restore and preserve all branches of ancient Thai arts and sciences including: medicine, astrology, religion and literature. As part of this project, medical texts from across the kingdom were collected and brought to be stored at Wat Po. The King also ordered the creation of a set of clay Reusi statues depicting various Reusi Dat Ton techniques.

This restoration project was continued by the Kings Rama II and Rama III. As part of this work, scholars compiled important texts on various ancient arts and sciences and created authoritative textbooks for each of these fields. In 1832, a project to etch the medical texts into marble tablets was begun. Medical theories regarding the origin and treatment of disease, massage charts and over 1000 herbal formulas were all recorded on the marble tablets. Gardens of medicinal herbs were also planted on the temple grounds. Thus, Wat Po was to become “a seat of learning for all classes of people in all walks of life” which would “expound all braches of traditional knowledge both religious and secular,” and serve as “an open university” of traditional Thai culture with a “library of stone.” (Griswold, 319-321)



Wat Po



Engraved Medical Tablets



By 1836, the clay Reusi Dat Ton statues created by order of King Rama I had deteriorated. To replace these, King Rama III commissioned the creation of 80 new Reusi Dat Ton statues. Each statue depicted a different Reusi performing a specific Reusi Dat Ton technique. For each statue there was a corresponding marble tablet upon which was etched a poem describing the technique and its curative effect. These poems were composed by various important personalities of the day. Princes, monks, government officials, physicians, poets, and even the King himself contributed verses. The original plan was to cast the statues with an alloy of zinc and tin, but unfortunately only the more perishable material stucco was used. The statues were then painted and housed in special pavilions. Over the years most of the original statues have been lost or destroyed. Today only about 20 remain and these are displayed upon two small “Hermit’s Mountains” near the Southern entrance of Wat Po. The marble tablets have been separated from their corresponding statues and are now stored in the pavilion Sala Rai.



**“Hermit’s Mountain”
Wat Po**



Reusi Dat Ton Statues at Wat Po

Beginning in 2009, the casting of metal Reusi Dat Ton statues was begun. These new statues are gradually appearing in and around the Wat Po Massage School near the Eastern entrance of Wat Po. So now after almost 200 years, Wat Po will soon finally have its complete set of 80 metal Reusi Dat Ton statues as originally envisioned by King Rama III.

Textual Sources of Reusi Dat Ton



Reusi from Prasat Phnom Rung



Traditional Thai Manuscript

We may never know what, if any Ancient texts on Reusi Dat Ton may have existed and were lost when the invading Burmese armies destroyed the old Thai capital of Ayutthaya in 1767. Today, the closest thing to an original source text on Reusi Dat Ton is an 1838 manuscript commissioned by Rama III entitled *The Book of Eighty R̥ṣis Performing Posture Exercises to Cure Various Ailments*. Like other manuscripts of the time, this text was printed on accordion like folded black paper, known in Thai as “Khoi.” This text, popularly known as the *Samut Thai Kao* features line drawings of the 80 Wat Po Reusi Dat Ton statues along with their accompanying poems. In the introduction, it states that Reusi Dat Ton is a “...system of posture exercises invented by experts to cure ailments and make them vanish away.” (Griswold, 321) This text is housed in the National Library in Bangkok. There are also other editions of this text housed in museums and private collections as well.

The *Samut Thai Kao* seems to follow an old tradition also found in ancient Indian, Nepali and Tibetan Yoga manuscripts that list 80 to 84 different techniques. The *Samut Thai Kao* is, however, only a partial collection of all the various Reusi Dat Ton techniques. A 1958 Wat Po publication, *The Book of Medicine* includes a section on Reusi Dat Ton. While it contains verses based upon the poems at Wat Po, many of the accompanying illustrations depict completely different techniques.

In the Southern Thai town of Songkhla, on the temple grounds of Wat Machimawat is a pavilion known as the “Sala Reusi Dat Ton.” High up on the inside walls of this pavilion is a mural which depicts 40 of the Reusi Dat Ton techniques along with the accompanying poems from the *Samut Thai Kao*.



Reusi Dat Ton Mural at Wat Machimawat

There is a special section devoted to Thai Medical history at the Mahidol University's Siriraj Medical Museum on the Bangkok Noi campus in Bangkok. There one can view a Reusi Dat Ton display featuring small painted wood Reusi figures that depict over 60 different Reusi Dat Ton techniques. This display is based upon the 1958 Wat Po text *The Book of Medicine*.

In Nonthaburi, on the Ministry of Public Health Campus at the Institute of Thai Traditional Medicine, there is the Thai Traditional Medicine Museum. Inside the museum is a small display of Reusi Dat Ton statues. Outside the museum is an artificial mountain upon which have been placed various Reusi statues demonstrating Reusi Dat Ton techniques. Within the mountain is the "Hermit's Cave" which houses numerous small Reusi statues also depicting Reusi Dat Ton techniques. These statues depict techniques from both the *Samut Thai Kao* and *The Book of Medicine*.


On the outskirts of Bangkok, in the town of Samut Prakan, is the cultural park, the Ancient City or "Muang Boran." One of the many attractions is a "Sala of 80 Yogi" which features 80 life-sized Reusi statues illustrating various Reusi Dat Ton techniques. There are even depictions of Reusi Dat Ton techniques not found in either of the two Wat Po texts. While most of these statues are fairly accurate depictions of Reusi Dat Ton techniques, a few actually show Indian Hatha Yoga techniques, which are not part of the Reusi Dat Ton system.

Students of Reusi Dat Ton should bear in mind that while some of the Reusi Dat Don statues, drawings, paintings and poems are beautiful works of art, they were created by artists who were not necessarily all practitioners of Reusi Dat Ton. In fact, a number of images do not illustrate the actual techniques entirely accurately. Even in 1836, there was some uncertainty as to which technique produced which effect and some poems were used for more than one technique. Therefore, students of Reusi Dat Ton should also seek out living teachers who have learned from authentic sources such as actual Reusis, who can teach the techniques in their authentic form.

There are also additional Reusi Dat Ton techniques practiced by Reusis today, which are not found in any text, nor depicted in any sculpture or paintings. These are also traditional techniques, which have been passed down from teacher to student over the centuries. There are close to 300 different exercises and poses, including variations, in the entire Reusi Dat Ton system.



**“Hermit’s Mountain” at
The Thai Ministry of Public Health**



**Reusi Statue at Ancient
City**

The Benefits of Reusi Dat Ton

In both the *Samut Thai Kao* and *The Book of Medicine*, the texts not only describe the techniques, but also ascribe a therapeutic benefit to each pose or exercise. Some poems describe specific ailments while others use Sanskrit Ayurvedic medical terminology.

Some of the ailments mentioned include; abdominal discomfort and pain, arm discomfort, back pain, bleeding, blurred vision, chest congestion, chest discomfort and pain, chin trouble, chronic disease, chronic muscular discomfort, congestion, convulsions, dizziness and vertigo,

dyspepsia, facial paralysis, fainting, foot cramps, pain and numbness, gas pain, generalized weakness, generalized sharp pain, headache and migraine, hand discomfort, cramps and numbness, heel and ankle joint pain, hemorrhoids, hip joint problems, joint pain, knee pain and weakness, lack of alertness, leg discomfort, pain and weakness, lockjaw, low back pain, lumbar pain, muscular cramps and stiffness, nasal bleeding, nausea, neck pain, numbness, pelvic pain, penis and urethra problems, scrotal distention, secretion in throat, shoulder and scapula discomfort and pain, stiff neck, thigh discomfort, throat problems, tongue trouble, uvula spasm, vertigo, waist trouble, wrist trouble, vomiting, and waist discomfort.


Some of the Ayurvedic disorders described in the texts include; Wata (*Vāta* in Sanskrit) in the head causing problems in meditation, severe Wata disease, Wata in the hands and feet, Wata in the head, nose and shoulder, Wata in the thigh, Wata in the scrotum, Wata in the urethra, Wata causing knee, leg and chest spasms, Wata causing blurred vision, Sannipat (a very serious and difficult to treat condition due to the simultaneous imbalance of Water, Fire and Wind Elements which may also involve a toxic fever) an excess of Water Dhātu (possibly plasma or lymph fluids,) and “Wind” in the stomach. Other benefits described in the old texts include; increased longevity and opening all of the “Sen” (*Nāḍīs* in Sanskrit or channels of bioenergy flow within the subtle body.)



For Shoulder Discomfort



For Foot Cramps & Longevity



For Headache


In recent years, the Thai Ministry of Public Health has published several books on Reusi Dat Ton. According to these modern texts, some of the benefits of Reusi Dat Ton practice include; improved agility and muscle coordination, increased joint mobility, greater range of motion, better circulation, improved respiration improved digestion, assimilation and elimination, detoxification, stronger immunity, reduced stress and anxiety, greater relaxation, improved concentration and meditation, oxygen therapy to the cells, pain relief, slowing of degenerative disease and greater longevity. (Subcharoen, 5-7)

A recent study at Naresuan University in Phitsanulok, Thailand, found that after one month of regular Reusi Dat Ton practice there was an improvement in anaerobic exercise performance in sedentary females. (Weerapong et al, 205)

Thai Reusi Dat Ton and Indian Haṭha Yoga

A survey of the traditional Indian Haṭha Yoga text *Jogapradīpyakā* of Jayatarāma from 1737AD identified the following 45 Indian āsanās as having similar or identical counterparts in Thai Reusi Dat Ton; *Svastikāsana*, *Padmāsana*, *Netiāsana*, *Udaraāsana*, *Pūrvāsana*, *Paścimatānāsana*, *Sūryāsana*, *Gorakhajāli āsana*, *Anasūyāsana*, *Machendrāsana*, *Mahāmudrāsana*, *Jonimudrāsana*, *Śivāsana*, *Makadāsana*, *Bhadragorakhāsana*, *Cakriāsana*, *Ātamārāmāsana*, *Gohi āsana*, *Bhindokāsana*, *Andhāsana*, *Vijogāsana*, *Joni āsana*, *Bhagāsana*, *Rudrāsana*, *Machindrāsana* (2nd variety), *Vyasa āsana*, *Dattadīgambarāsana*, *Carapatacaukāsana*, *Gvalipauāsana*, *Gopicandāsana*, *Bharathariāsana*, *Anjanāsana*, *Savitriāsana*, *Garuḍāsana*, *Sukadevāsana*, *Nārādāsana*, *Narasimghāsana*, *Kapilāsana*, *Yatiāsana*, *Vrhaspatiāsana*, *Pārvatiāsana*, *Siddhaharatālīāsana*, *Anilāsana*, *Parasarāmāsana* and *Siddhāsana*. To date over 200 different Indian Haṭha Yoga techniques have been identified which have similar or identical counterparts in Thai Reusi Dat Ton.

One unique feature of Reusi Dat Ton is the absence of *Viparītakarāṇī* (Inversions) such as *Śiṛṣāsana* (Headstand), *Sarvaṅgāsana* (Shoulderstand), and *Halāsana* (Plough.) Reusi Dat Ton also has no equivalents to *Mayūrāsana* (Peacock) or *Bakasana* (Crow). In Hatha Yoga both men and women use the left heel to press the perineum in *Siddhāsana* (Adepts Pose), while in Reusi Dat Ton, men use the right heel and women use the left. Reusi Dat Ton includes a series of “Joint Mobilization” exercises, many of which are very similar or identical to the *Pawanamuktāsana* (Joint Loosening and Energy Freeing Exercises) taught by the Bihar School of Yoga in Northeast India. (Saraswati) Reusi Dat Ton also includes a system of self-massage, which is typically done prior to the exercises.



Some of the Reusi Dat Ton poses which have similar counterparts in Haṭha Yoga

Both Hatha Yoga and Reusi Dat Ton practice forms of *Sūrya* and *Candra Bhedana Prāṇāyāma* (Solar and Lunar Breathing.) However in Haṭha Yoga men and women both use the right hand when practicing *Prāṇāyāma* (Breathing Exercises), while in Reusi Dat Ton men use the right hand and women use the left. Both use *Ashwini Mudra* (Anal Lock) and *Jihvā Bandha* (Tongue Lock.) However, Reusi Dat Ton has no counterparts to *Uḍḍiyāna Bandha* (Abdominal Lock) or *Jālandhara Bandha* (Throat Lock.)

In Traditional Indian Hatha Yoga one will generally maintain an *Āsana* for a few minutes. In contrast, Reusi Dat Ton tends to be more dynamic. Generally, one will inhale while going into the pose, hold the pose for several breaths, and then exhale when coming out of the pose. This is done to encourage the strong, healthy flow of *Prāṇa* through the *Nāḍīs* (or *Loam* through the *Sen* in Thai)

Reusi Dat Ton Today

Today in Thailand, Reusi Dat Ton is being used in various ways. Some practice Reusi Dat Ton poses and exercises as a way to improve and maintain overall health, in much the same way as Hatha Yoga and Chi Gong are used today. Others such as Ajan Pisit Benjamongkonware of Pisit's Massage School in Bangkok use Reusi Dat Ton in combination with traditional Thai Massage techniques as a system of therapy. They will use specific techniques for specific ailments, rather like an ancient system of rehabilitation similar to modern day Chiropractic and Physical Therapy. Others consider the energetic effects with the aim of facilitating the normal healthy flow of bioenergy through the “*Sen*” or energy channels of the subtle body. There are also a few remaining Reusis who still use Reusi Dat Ton in the traditional way as part of their personal meditation and spiritual practice.



Reusis at Wat Pra Kaew, Bangkok



**New Reusi Dat Ton Statue
with Poem, Wat Po**

The Institute of Thai Traditional Medicine at the Ministry of Public Health requires all their students of Thai Massage and Thai Traditional Medicine to attend Reusi Dat Ton classes as part

of their curriculum. In these classes, students learn some of the self-massage techniques as well as 15 poses and exercises. While based on Reusi Dat Ton, these 15 techniques are actually newly created modifications thought to be safe and easily practiced by anyone. In Bangkok, The Wat Po School of Traditional Medicine offers a formal Reusi Dat Ton certification course in which students learn 18 of the poses and exercises. The Massage School Chiang Mai offers a formal Reusi Dat Ton certificate course, which is accredited by the Thai Ministry of Education. Their course is based on the same 15 poses and exercises as taught by the Ministry of Public Health. There are also a number of other places offering Reusi Dat Ton classes. Most of these programs teach either one or a combination of both of the two different programs, as taught by the Ministry of Public Health and Wat Po. There are also a number of commercially available Reusi Dat Ton books and videos.

Today in Thailand, there are a dwindling number of true Reusis and few young people are interested in learning the traditional arts and sciences in their authentic forms. Much of the traditional knowledge of the Reusi traditions is in danger of being lost. Nowadays, most modern day students and teachers of Reusi Dat Ton have learned from second or third hand sources such as commercially available books, videos and classes. They have not had access to primary sources such as actual Reusis or even the *Samut Thai Kao*. If this trend continues, there is a danger of Reusi Dat Ton becoming diluted and distorted like Haṭha Yoga has become in today's popular culture. Today we may well be seeing the last generation of teachers with an actual living link to the ancient traditions of the past and who are able to transmit the authentic teachings of Reusi Dat Ton. Serious students of Reusi Dat Ton would do well to seek out actual Reusis who have themselves learned from older Reusis who serve as a living link in the lineage of this ancient tradition.

Possible Future Research

A possible research project would be to seek out Reusis and traditional healers across Thailand. One would then learn as much as possible about Reusi Dat Ton from them and compile it. This way the authentic teachings of this ancient tradition would not be lost in case these people die without being able to pass their knowledge on to the next generation. It could also be well worth investigating the many claims about the therapeutic effects attributed to Reusi Dat Ton practices in the old texts.

References

English Language

- Baker, Ian A. and Thomas, Laird., (2000). "The Dali Lama's Secret Temple: Tantric Wall Paintings from Tibet." Thames & Hudson Ltd., London, UK.
- Buhnemann, Gudrun., (2007)., "Eighty-Four Asanas in Yoga: A Survey of Traditions." (Contains the *Jogapradipika of Jayatarama*). D. K. Printworld, New Delhi, India.
- Chokevivat, Vichai and Chuthaputti, Anchalee., (2005), "The Role of Thai Traditional Medicine in Health Promotion." Thai Ministry of Public Health, Nonthaburi, Thailand.
- Chuthaputti, Anchalee., (2007), "National Traditional System of Medicine Recognized by the Thai Government." Thai Ministry of Public Health, Nonthaburi, Thailand.
- Covington, Laura., (2010). "Interview with a Reusi." (Interview with Reusi Tevijjo Yogi). Bodhi Tree Learning Center. Richmond, USA.
- Department of Fine Arts. "Phnom Rung Historical Park Visitors Guide." (displayed in the Phnom Rung Museum.) Department of Fine Arts, Buriram, Thailand.
- Evans-Wentz, W. Y., (2006). "Tibetan Yoga and Secret Doctrines." Pilgrims Publishing, Varanasi, India.
- Gharote, M. L. (Editor). (2006), "Encyclopaedia of Traditional Asanas." The Lonavala Yoga Institute. Lonavala, India.
- Ginsburg, Henry. (2000). "Thai Art and Culture: Historic Manuscripts from Western Collections." University of Hawaii, Honolulu, USA.
- Griswold, A.B. (1965). "The Rishis of Wat Po." *In Felicitation Volumes of Southeast Asian Studies Presented to His Highness Prince Dhaninivat Kromamun Bidyalabh Brindhyakorn*. The Siam Society, Bangkok, Thailand.
- H.H. Prince Dhani Nivat, "The Inscriptions of Wat Phra Jetubon," *Journal of the Siam Society*. Vol. 26, Pt. 2. The Siam Society, Bangkok, Thailand.
- Hofbauer, Rudolf. "A Medical Retrospect of Thailand." In *Journal of the Thailand Research Society*, 34: 183-200. Thailand Research Society, Bangkok, Thailand.
- Linrothe, Rob., (Editor). (2006). "Holy Madness: Portraits of Tantric Siddhas." Rubin Museum of Art and Serindia Publications. New York and Chicago, USA.

- Miao, Yuan. (2002). "Dancing on Rooftops with Dragons: The Yoga of Joy." The Philosophical Research Society, Los Angeles, USA.
- Massage School of Chiang Mai. (2006). Yogi Exercise "Lue Sri Dadton" Student Handbook. Massage School of Chiang Mai, Chiang Mai, Thailand.
- Matics, Kathleen Isabelle. (1978). *An Historical Analysis of the Fine Arts at Wat Phra Chetuphon: A Repository of Ratanakosin Artistic Heritage*, PhD Dissertation, New York University, New York, USA.
- Matics, K.I. (1977). "Medical Arts at Wat Pha Chetuphon: Various Rishi Statues." In *Journal of the Siam Society*, 65:2: 2: 145-152. The Siam Society, Bangkok, Thailand.
- Norbu, Chogyal Namkhai. (2008). "Yantra Yoga: The Tibetan Yoga of Movement." Snow Lion Publications, Ithaca, USA.
- Salguero, C. Pierce, (2007). "Traditional Thai Medicine: Buddhism, Animism and Ayurveda." Hohm Press, Prescott, USA.
- Saraswati, Swami Satyananda. (2006). "Asana, Pranayama, Mudra, Bandha." Bihar School of Yoga, Yoga Publications Trust, Munger, India.
- Schoepl, Adolf. (1981). *Textbook of Thai Traditional Manipulative Medicine*, MPH Thesis, Mahidol University, Bangkok, Thailand.
- Sheposh, Joel. (2006). *Reusi Dat Ton: Thai Style Exercises*, Tao Mt., Charlottesville, USA.
- Subcharoen, Pennapa and Deewised Kunchana, (Editors). (1995). "The Hermits Art of Contorting: Thai Traditional Medicine." The National Institute of Thai Traditional Medicine, Nontaburi, Thailand.
- Suklavastra Yogi. Personal Communication. Bangkok and Chiang Mai, Thailand.
- Tulku, Tarthang,. (1978). "Kum Nye Relaxation: Parts 1 and 2." Dharma Publishing, Berkeley, USA.
- Tulku, Tarthang,. (2003). "Tibetan Relaxation: Kum Nye Massage and Movement." Duncan Baird Publications, London, UK.
- Venerable Dhammasaro Bhikkhu. "Textbook of Basic Physical Training- Hermit Style (Rishi)." Wat Po. Bangkok, Thailand.
- Wat Po Thai Traditional Medical School, Ruesi Dat Ton; Student Handbook. Wat Po. Bangkok, Thailand.

White, David Gordon., (1996). "The Alchemical Body: Siddha Traditions in Medieval India." University of Chicago Press, Chicago, USA.

Thai Language

1. Benjamongkonware, Ajan Pisit., (2007). "Twenty One Self Stretching Exercises (*21 Ta Dat Ton*)." Village Doctor Press, Bangkok, Thailand.
2. Benjamongkonware Ajan Pisit., Benjamongkonware. Personal Communication. Pisit's Massage School, Bangkok, Thailand,
3. Ajan Kong Kaew Veera Prajak (Professor of Ancient Languages). Personal Communication. The Ancient Manuscript and Inscription Department, National Library, Bangkok, Thailand.
4. Chaya, Ooh E. (2006). "Thai Massage, Reusi Dat Ton: Therapy for Illness and Relaxation, (*Nuat Thai, Reusi Dat Ton: Bam Bat Rok Pai Klie Klieat*)." Pi Rim Press, Bangkok, Thailand.
5. Karen Reusi. Personal Communication via Dr. Robert Steinmetz of Wildlife Fund Thailand. Thung Yai National Park in Kanchanaburi Province, Thailand,
6. Mr. Kayat, (Editor). (1995). "Eighty Poses of Reusi Dat Ton, Wat Po (*80 Ta Bat Reusi Dat Ton, Wat Po*)." Pee Wa Tin Press, Bangkok, Thailand.
7. Mulaniti Health Center. (1994). "41 Poses, The Art of Self Massage for Health, (*41 Ta, Sinlaba Gan Nuat Don Eng Pua Sukapap*)." Mulaniti Health Center, Bangkok, Thailand.
8. Patanagit, Arun Rawee. (1994). "Body Exercise, Thai Style: Reusi Dat Ton, (*Gan Brehan Rang Gie Bap Thai: Chut Reusi Dat Ton*)." Petchkarat Press. Bangkok, Thailand.
9. Saw Pai Noie. (2001). "*Lang Neua Chop Lang Ya*." Sai Ton Press, Bangkok, Thailand.
10. Sela Noie, Laeiat. (2000). "Amazing Thai Heritage: Reusi Dat Ton." Dok Ya Press, Bangkok, Thailand.
11. Subcharoen, Pennapa (Editor). (2004). "Handbook of Thai Style Exercise: 15 Basic Reusi Dat Ton Poses, (*Ku Mu Gie Brehan Bap Thai Reusi Dat Ton 15 Ta*)." Thai Traditional Medicine Development Foundation, Bangkok, Thailand.
12. Subcharoen, Pennapa (Editor). (2006). "One Hundred Twenty Seven Thai Style Exercises, Reusi Dat Ton (*127 Ta Gie Brehan Bap Thai, Reusi Dat Ton*)." Thai Traditional Medicine

Development Foundation, Bangkok, Thailand.

13. Various authors commissioned by King Rama III. (1838). "The Book of Eighty Rishis Performing Posture Exercises to Cure Various Ailments (*Samut Rup Reusi Dat Ton Kae Rok Tang Tang Baet Sip Rup*).” (Also known as *Samut Thai Kao*) Housed in the National Library Bangkok, Thailand,
14. Wat Po Thai Traditional Medicine School. (1990). "Reusi Dat Ton Handbook (*Dam Ra Reusi Dat Ton Wat Po*).” (Reproductions from the original *Samut Thai Kao*). Wat Po Press, Bangkok, Thailand.
15. Wat Po Thai Traditional Medicine School. (1958). "*The Book Of Medicine (Dam Ra Ya)*.” (Contains a Reusi Dat Ton section based on the same verses as the 1838 manuscript, *Samut Thai Kao*, but with completely different illustrations). Wat Po Press, Bangkok, Thailand.
16. Weerapong Chidnok, Opor Weerapun, Chanchira Wasuntarawat, Parinya Lertsinthalai and Ekawee Sripariwuth. (2007). "Effect of Ruesi-Dudton-Stretching-Exercise Training to Anaerobic Fitness in Healthy Sedentary Females.” *Naresuan University Journal* 2007; 15 (3) 205-214. Phittsanulok, Thailand.

David Wells, ERYT, CAS, is a Registered Yoga Teacher and graduate of The California College of Ayurveda. He served three years in Peace Corps Thailand and received Thai Massage and Reusi Dat Ton certifications from The Wat Po School of Traditional Medicine and The Massage School of Chiang Mai. He also studied with Suklavastra Yogi and Ajan Pisit Benjamongkonware in Thailand. He received advanced Yoga certifications from Kaivalyadhama Yoga Institute, The Sivananda Yoga Center, The Yoga Institute in Mumbai and The Yoga Research Center of Rishikesh in India. He teaches Hatha Yoga and Reusi Dat Ton in California, USA and also travels conducting continuing education workshops for Yoga teachers. He is currently preparing an introductory book on Reusi Dat Ton.

Contact Information: dwellsohm@yahoo.com, www.wellsyoga.com